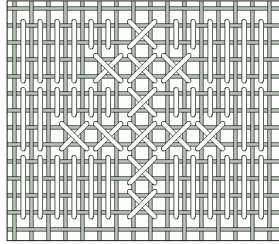


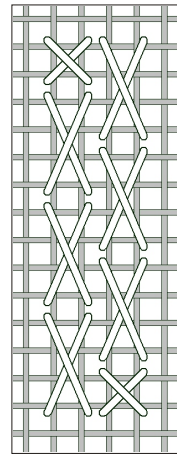
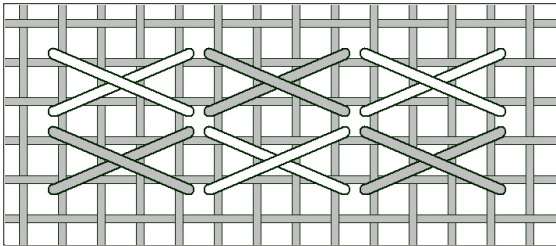
# Sunflower Sampler Special Directions

Page 2

Stitch *the front yard* in rows of vertical satin stitches over 4 threads. Fill in between the fence posts as necessary. Use 2 strands of floss for both the fence and the grass.

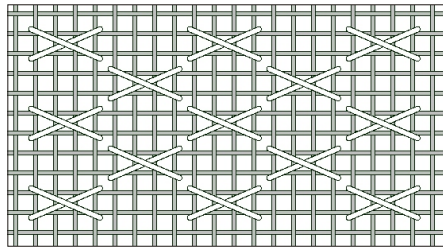


Stitch *the platform of the house and side porches, the mid-way platforms and the roof of the side porches* as elongated horizontal cross stitches over 4 threads. Use 2 strands of floss. Checkerboard the crosses alternating white and black.



Stitch *the pillars of the porch* using Elongated vertical cross stitches over 4 threads. Stagger the crosses. Use 2 strands of thread. Fill in with normal cross stitches over 2 linen threads.

Stitch *the body of the house* using horizontal elongated cross stitches over 4 threads. Leave every other space free of stitching to create an open look. Use 2 strands of floss.



Stitch *the window panes* as upright cross stitches. Use one strand of floss.

